



# TRAFFIC ISLANDS

## REDUCING SPEED, GENTLY AND EFFECTIVELY

**The unique 1 and 2 piece recycled rubber islands offer significant cost savings and low disruption benefits** over constructed, concrete and modular alternatives. High pressure moulded into solid, but flexible units, the durable islands incorporate a universal sign fixing plate and underside channelling to enable camber flex, aid drainage and access for cables/conduit if required.

- No excavation required - surface fixed and bolted
- Solid rubber construction - 1 and 2 piece
- Large units ensure fast and secure installation
- 2 person fitting team - 2 piece island installed in under 30 minutes
- Tough but flexible - forms solidly to the road surface
- Optional integral markings are available
- Surface fixed tactile paving is available to form a pedestrian refuge

**“We are thrilled with the fabulous island - in the morning there was nothing and in the afternoon there appeared a refuge Island.”**

WALSALL COUNCIL AND LOCAL RESIDENTS



**Walsall Council**


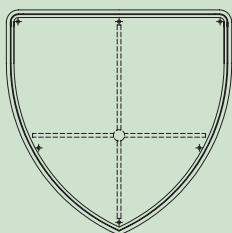




## NEW & UNIQUE

### 1 Piece Rubber Traffic 'D' Island

The new 1 piece island is a unique addition to an already successful range. The surface fixed islands require no excavation and simply glue and bolt to form a solid and secure attachment into asphalt or concrete. Being 1 piece rubber makes them extremely secure and flexible, with no risk of component separation.



Weight (kg)	Colour	Height (mm)	Dimensions (m)	Product Code
180	Grey	125	L: 1.20 W: 1.20	DI-1200

#### Applications Include

- D Islands
- Traffic Islands
- Splitter Islands
- Pedestrian Refuge Islands
- Car Park Entry

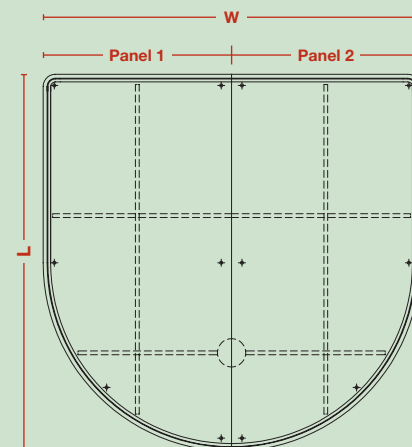
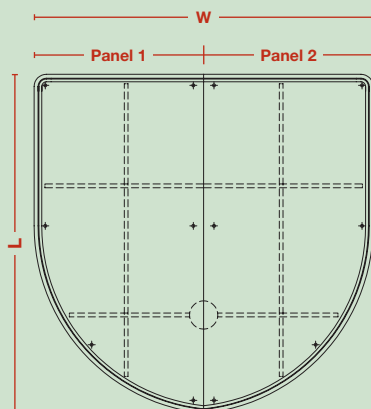
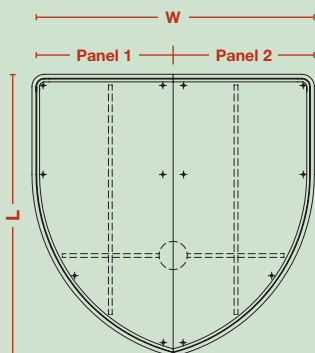
#### Features & Benefits

- 1 Piece - 1 component
- Economical installation time - just 20 minutes
- Surface fix - no excavation
- Solid recycled tyre rubber
- Durable and flexible
- Just 7 holes to drill
- Captive steel sign fixings
- Galvanised sign base
- All inclusive price

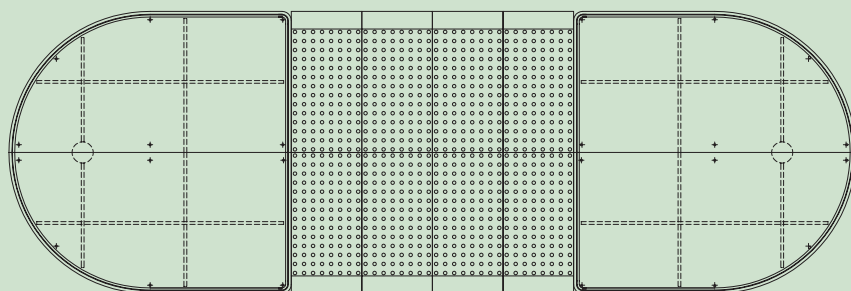
Bollards not included - purchase separately.

### 2 Piece Traffic Islands

Weight per panel (kg)	Colour	Height (mm)	Dimensions (m)	Product Code
150	Grey	125	L: 1.50 W: 1.50	DI-1500
210	Grey	125	L: 1.80 W: 1.80	DI-1800
260	Grey	125	L: 2.00 W: 2.00	DI-2000



### Pedestrian Refuge Islands



All of the Rosehill Traffic Islands can be configured to form a pedestrian refuge island, incorporating surface mounted, 'blister' pattern tactile paving.

All information is correct at time of going to press. © Rosehill Polymers Limited - 2012

All of the Rosehill Traffic Islands are available in grey recycled rubber - other colours are available.

For further information on these and other Rosehill traffic calming products, call +44 (0)1422 839 456, or visit [www.rosehillhighways.com](http://www.rosehillhighways.com)